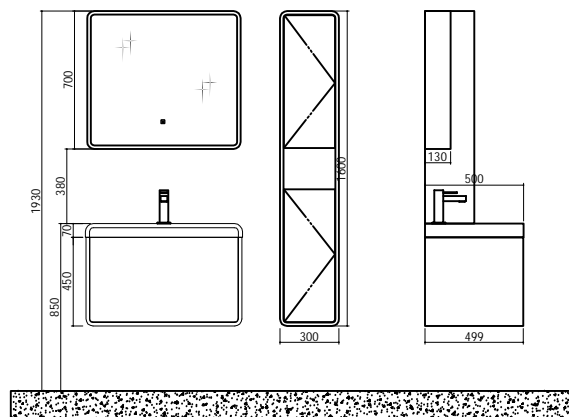


# Installation and maintenance instruction manual

TY55xx-1

## A、Installation Instruction



## B、Installation of accessories

1.Main/Side cabinet

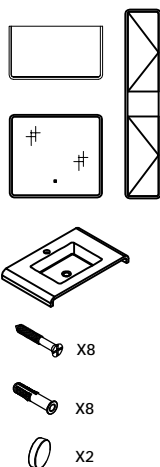
2.Mirror

3.Basin

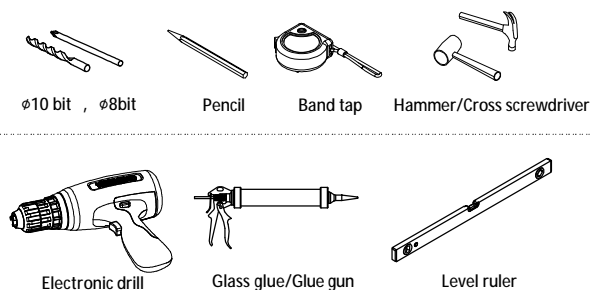
4.Self tapping screws

5.Cushion

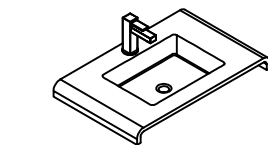
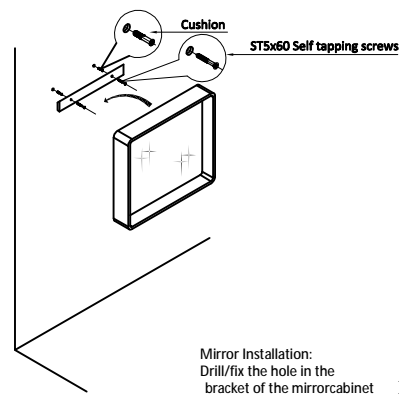
6.Decorative cover



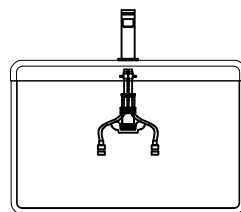
## C、Tools



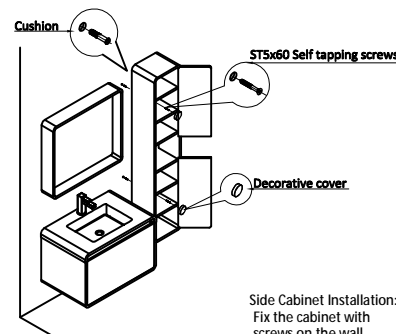
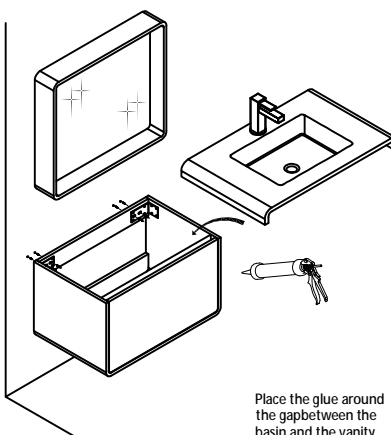
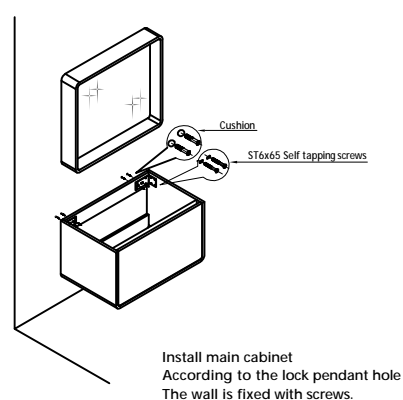
## D、Installation steps



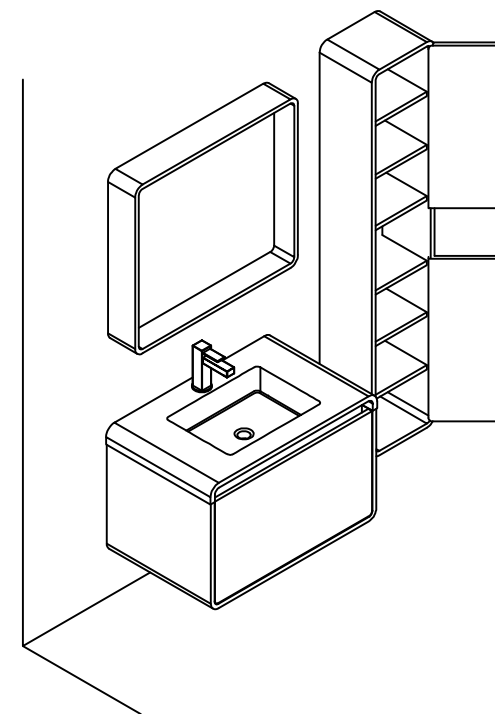
Faucet installation:  
Install the faucet on the basin and ensure that  
the connected hose is tightened, no water leakage,  
and the faucet is tightened without twisting.



Hot and cold water pipe installation: the hose  
and the inlet water cooling pipe are tightened,  
no water leakage, and the hot and cold water  
pipe connection ensures synchronization with  
the faucet hot and cold water.





## E、Final



## F、Daily use attention

### ⚠ Attention

 Prohibited	Cleaning agent with (acidic) mark	Bathroom cabinet may change color
	Cleaning agent with (alkaline) mark	
 Must be executed	1. Many cleaners contain abrasives and chemicals and cannot be used to clean stainless steel, enamel, plating or plastic products. These surfaces must be cleaned with a mild detergent or make-up solution, the residual wash is washed, and then wiped dry with a clean soft cloth.	
	2. Please keep a good ventilation in the bathroom. You can dry and wet the separation. Usually, keep opening the window and opening the door.	
	3. The bathroom cabinets are subjected to strict moisture-proof treatment. When using, the bathroom cabinets are not allowed to be watered or splashed. Good moisture resistance can ensure good use at high relative humidity, so please avoid the bathroom is too humid, in case of water, it should be dried in time.	
	4. Maintenance of the door panel: Regularly clean and wipe with a soft cloth. The cold water vapor after bathing should be dried with a dry cloth to keep the door panel dry.	
	5. Electrical connections such as lighting should ensure that the insulation and moisture-proof mirrors are best wiped with suede, which can guarantee the quality of use for a long time.	
	6. Do not sit, lean, lean on, or step on the washbasin cabinet during daily use.	